

# Develosil TMS,UG, C8-UG, Ph-UG, CN-UG

The effect of the double end cap can solve the problems of the conventional residual silanol group and is not exaggeration even if I say the current mainstream.

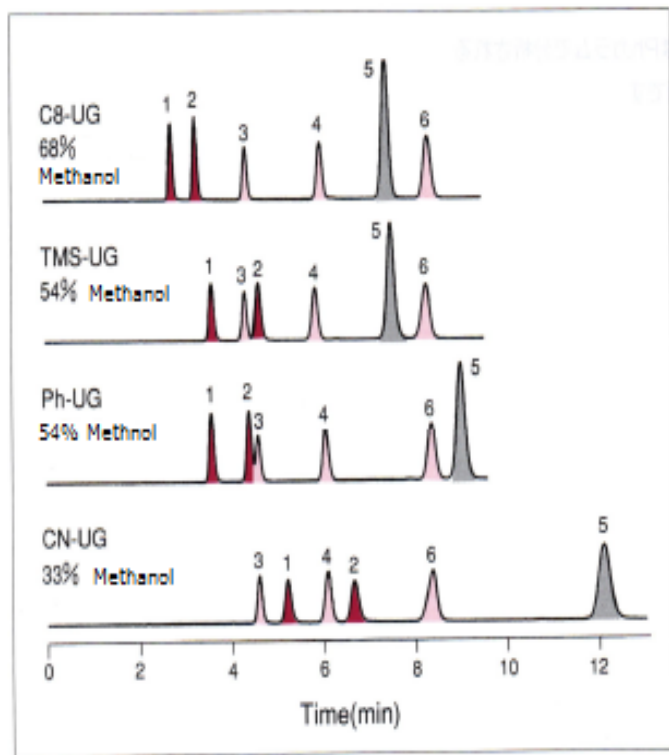
## Physical Properties of Develosil TMS-UG, C8-UG, Ph-UG, CN-UG

Column name	Ligand	Carbon	End capping	Surface area	Pore Diameter	Pore Volume	Range of pH
TMS-UG	Methyl radical	4.5%	Yes (Double)	300m <sup>2</sup> /g	14nm	1.05mL/g	pH2-7.5
C8-UG	Octyl radical	11%	Yes (Double)				
Ph-UG	Phenyl radical	8%	Yes (Double)				
CN-UG	Cyanopropyl group	7%	Yes (Double)				

Use is various. It is a part to a separation improvement.

Composition is adjusted so that ethylbenzene may be eluted to 8.5min. The hydrophobicity of a column is in a high tendency, so that a methanol ratio is high.

### Separation comparison by a standard sample



Conditions;	
Column	Develosil C8-UG-5 Develosil TMS-UG-5 Develosil Ph-UG-5 Develosil CN-UG-5
Mobile phase	MeOH / Water = 6/32 (C8-UG-5) = 54/46 (TMS-UG-5) = 54/46 (Ph-UG-5) = 33/67 (CN-UG-5)
Flow rate	1.0ml/min
Temperature	30°C
Detection	UV254nm
Sample	1. Methyl 4-hydroxybenzoate 2. Ethyl 4-hydroxybenzoate 3. benzene / 4. Toluene / 5. Naphlene 6. Ethyl benzene

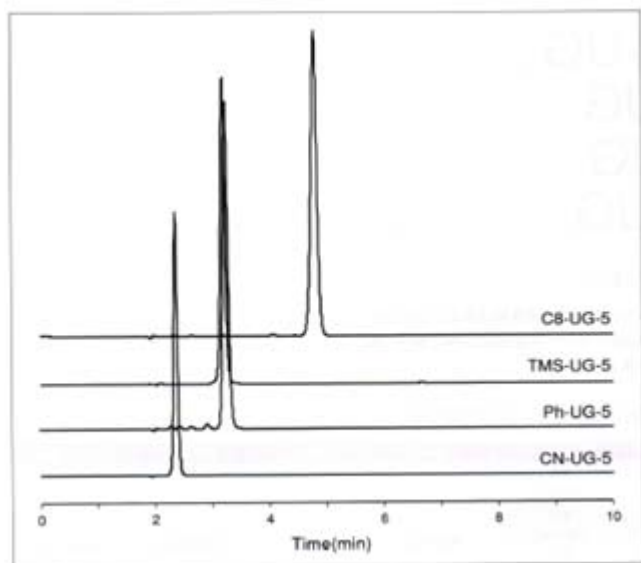
Develosil C8-UG-5 becomes the same elution order as an ODS column.

Retention turns into retention equivalent to an alkyl chain.

The sequence which TMS-UG, Ph-UG, and CN-UG elute differs. And a peculiar result is drawn.

Since an elution order is changeable in a column even if it is the same reversed phase system, the width of a use is expanded.

## Separation comparison of capsaicin



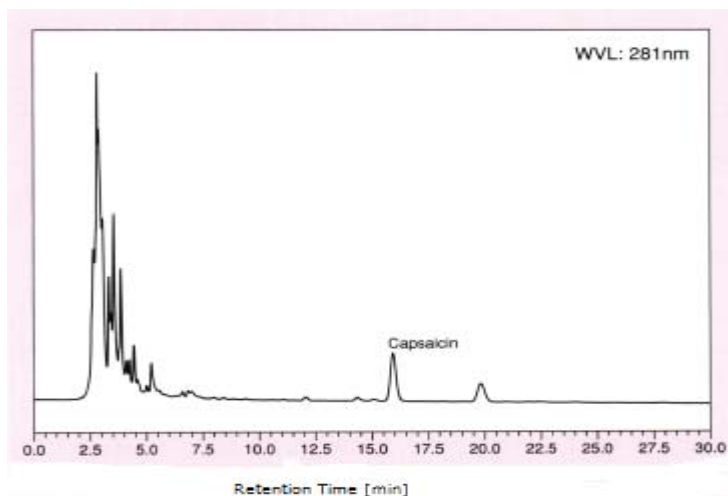
Conditions;	
Column	Develosil C8-UG-5
	Develosil TMS-UG-5
	Develosil Ph-UG-5
	Develosil CN-UG-5
Mobile phase	MeOH / Water =70/30
Flow rate	1.0ml/min
Temperature	40°C
Detection	UV281nm
Sample	1.Capsaicin

The example of separation of the capsaicin by the same terms.

It is in the tendency which shows such strong retention that hydrophobicity is high.

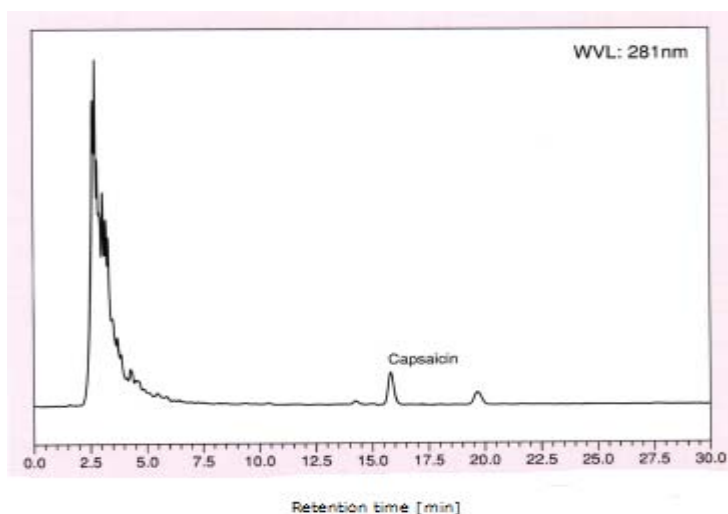
Although capsaicin is analyzed in Ph column in many cases, also in ODS with hydrophobicity, or C30, analysis is possible.

## Analysis of the capsaicin in Tabasco



Conditions;	
Column	Develosil Ph-UG-5
Size	4.6 x 250 mm
Mobile phase	ACN/0.1% H <sub>3</sub> PO <sub>4</sub> =40/60
Flow rate	1.0ml/min
Temperature	40°C
Detection	UV281nm
Sample	Tabasco

## Analysis of the capsaicin in red pepper



Conditions;	
Column	Develosil Ph-UG-5
Size	4.6 x 250 mm
Mobile phase	ACN/0.1% H <sub>3</sub> PO <sub>4</sub> =40/60
Flow rate	1.0ml/min
Temperature	40°C
Detection	UV281nm
Sample	Red Pepper



10060 Carroll Canyon Rd., Ste 100  
San Diego, CA 92131  
Phone: (858) 800-2433  
info@develosil.us  
**www.develosil.us**