

<< Develosil Column >>

TEST REPORT

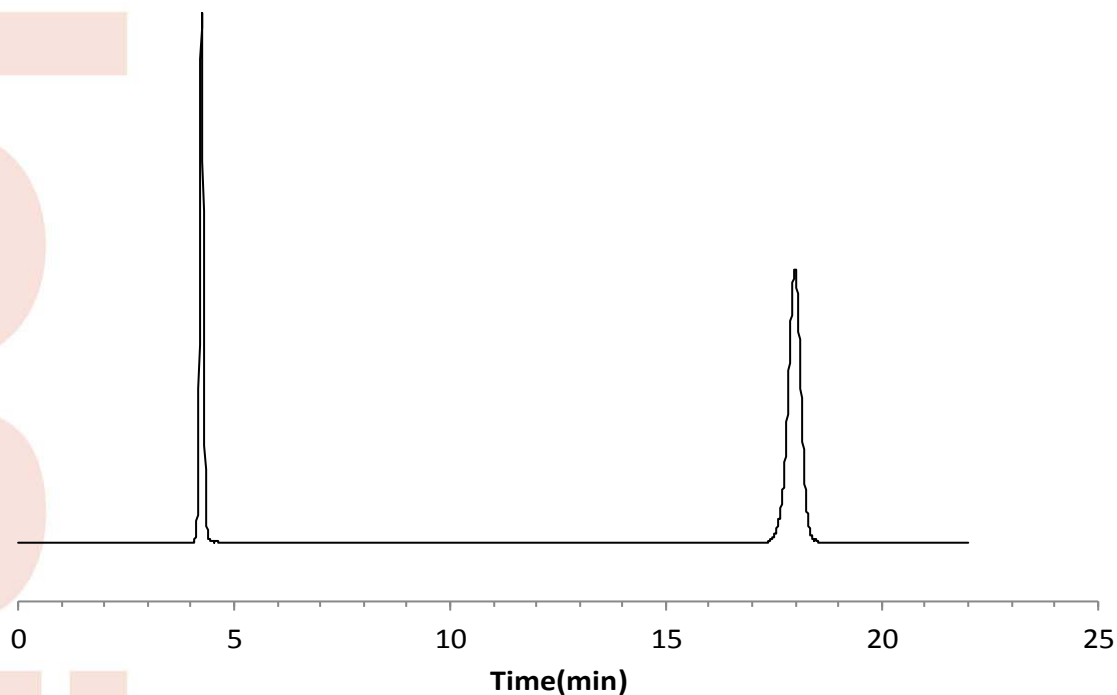
Packings	Develosil	CN-UG, 5 μm	Batch No.	150413
Column size	Inner diameter	4.6 mm	Length	250 mm
End fitting type	NW			
Mfg. No.	04121908C-KG			

Operating conditions

Mobile phase	:	Methanol:water=40:60
Flow rate	:	0.8 mL/min
Column temp.	:	30 °C
Pressure	:	9.6 MPa
Detection	:	UV 254 nm

Sample (Order of elution)

1	Uracil
2	Naphthalene



Theoretical plate	(Last peak)	$5.54 \times (t_R/W_{0.5})^2 = 17428$
Asymmetry factor	(10% Height of Last peak)	= 0.93

Mobile phase at shipment: Methanol:water=40:60

Certificate of Analysis

Develosil CN-UG-5

Batch # 150413

Analytical Results for Develosil CN-UG-5

Analysis of Unbonded Silica Gel	Result
Median Particle Size [μm]	5.34
Surface Area [m^2/g]	334
Pore Volume [ml/g]	1.11
Median Pore Diameter [nm]	11.76

※Median Particle Size was measured using Coulter Multisizer III, and Surface Area, Pore Volume and Median Pore Diameter were measured using Coulter SA3100.

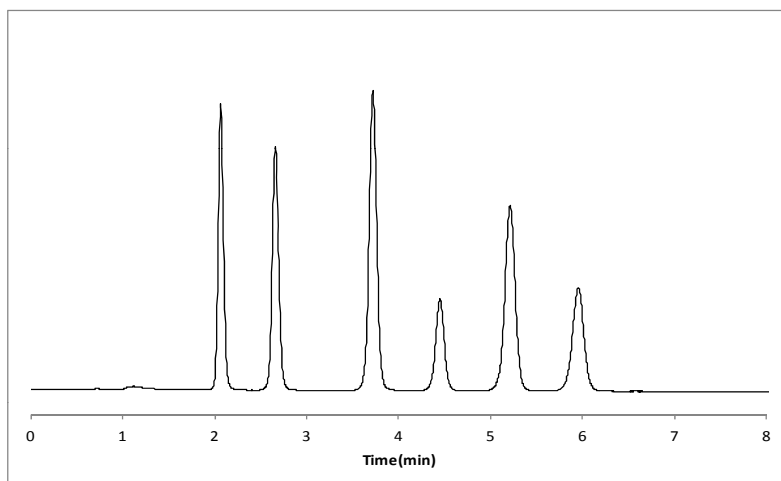
Analysis of Develosil CN-UG-5

Total carbon [%]	7.33
------------------	-------------

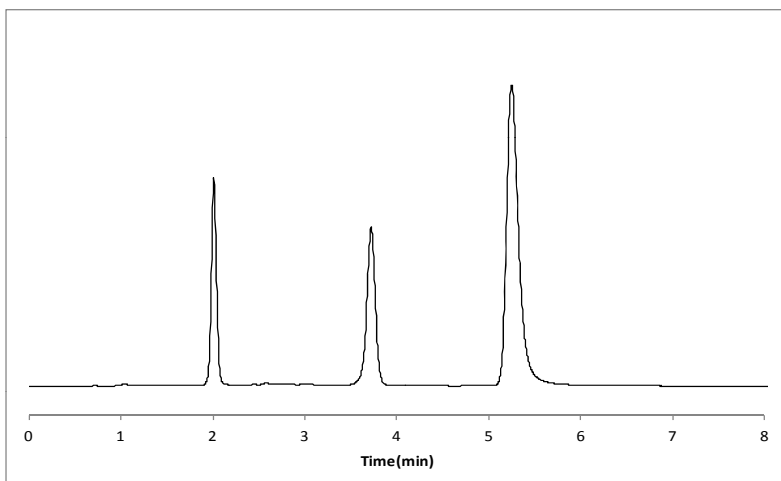
Chromatographic Results for Develosil CN-UG-5

Separation Factor

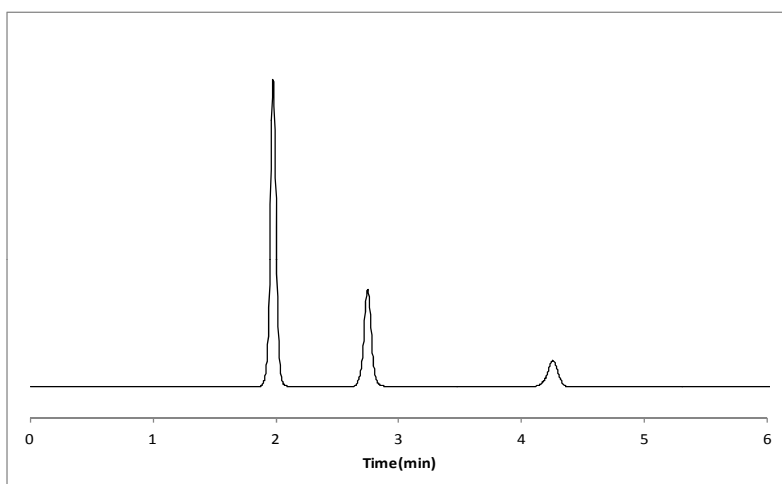
α (Caffeine/Phenol)	0.36
α (Toluene/Benzene)	1.63
α (Methyl benzoate/Toluene)	0.81
α (Triphenylene/O-Terphenyl)	1.89
α (Pyridine/Phenol)	0.36



Column size :150x4.6mm I.D.
 Mobile Phase :CH₃OH/Water(30/70)
 Flow rate :1.0ml/min
 Detection :UV 254nm
 Temperature :40°C
 Sample 1:Uracil
 2:Caffeine
 3:Phenol
 4:Benzene
 5:Methyl benzoate
 6:Toluene



Column size :150x4.6mm I.D.
 Mobile Phase :CH₃OH/Water(65/35)
 Flow rate :1.0ml/min
 Detection :UV 254nm
 Temperature :40°C
 Sample 1:Uracil
 2:o-Terphenylen
 3:Triphenylene



Column size :150x4.6mm I.D.
Mobile Phase :ACN/Buffer(20/80)
Flow rate :1.0ml/min
Detection :UV 254nm
Temperature :40°C
Sample 1:Uracil
2:Pyridine
3:Phenol
Buffer: 50mM Ammonium acetate (pH7.0)