

<< Develosil Column >>

TEST REPORT

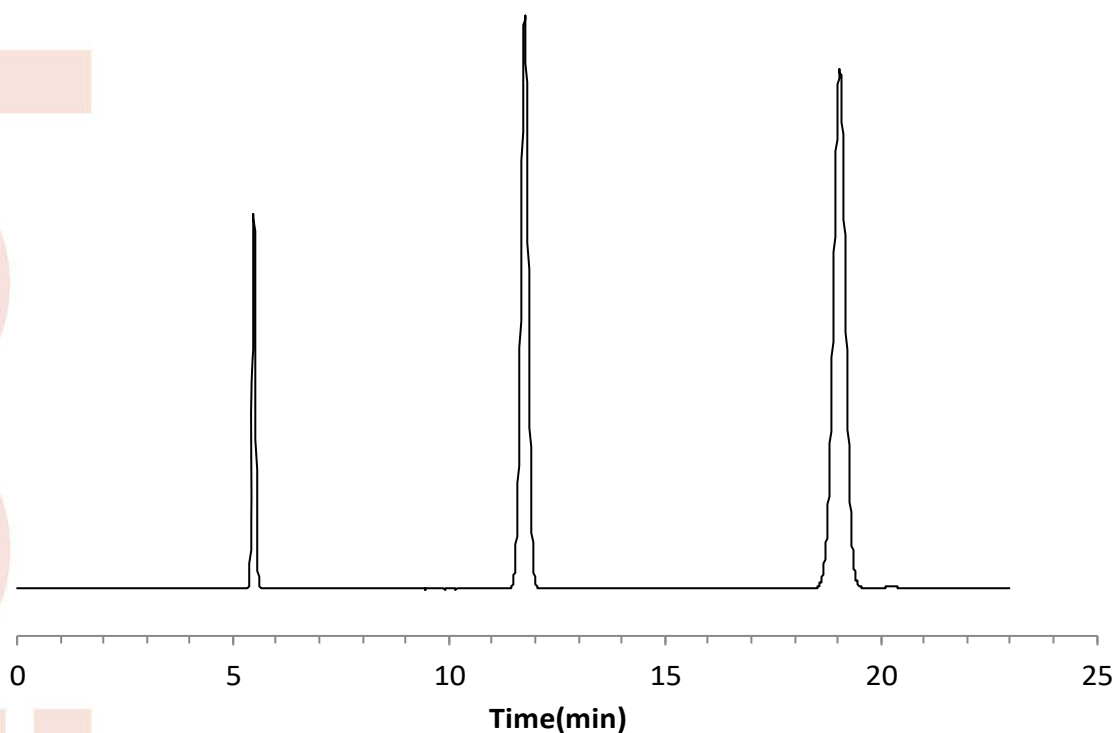
| | | | | |
|------------------|----------------|----------|-----------|--------|
| Packings | Develosil | ODS-UG-5 | Batch No. | 090516 |
| Column size | Inner diameter | 4.6 mm | Length | 250 mm |
| End fitting type | NW | | | |
| Mfg. No. | 06021861-NF | | | |

Operating conditions

| | |
|--------------|----------------------------|
| Mobile phase | : Acetonitrile:water=70:30 |
| Flow rate | : 1.0 mL/min |
| Column temp. | : 30 °C |
| Pressure | : 6.7 MPa |
| Detection | : UV 254 nm |

Sample (Order of elution)

- 1 Benzene
- 2 Fluorene
- 3 Pyrene



| | |
|-------------------|---------------------------------------------------|
| Theoretical plate | (Last peak) $5.54 \times (t_R/W_{0.5})^2 = 21118$ |
| Asymmetry factor | (10% Height of Last peak) = 0.96 |

Mobile phase at shipment: Acetonitrile:water=70:30

Certificate of Analysis

Develosil ODS-UG-5

Batch # 090516

Analytical Results for Develosil ODS-UG-5

| Analysis of Unbonded Silica Gel | Result |
|----------------------------------------|-------------|
| Median Particle Size [μm] | 5.08 |
| Surface Area [m^2/g] | 309 |
| Pore Volume [ml/g] | 1.07 |
| Median Pore Diameter [nm] | 12.4 |

※Median Particle Size was measured using Coulter Multisizer III, and Surface Area, Pore Volume and Median Pore Diameter were measured using Coulter SA3100.

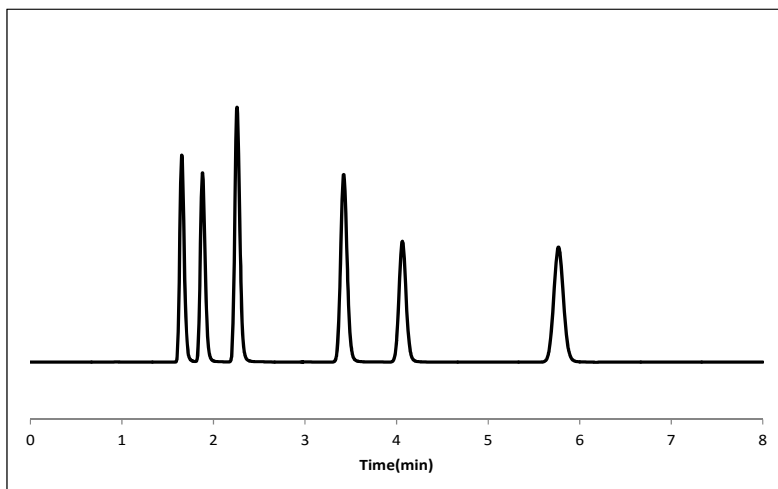
Analysis of Develosil ODS-UG-5

| | |
|------------------|-------------|
| Total carbon [%] | 18.4 |
|------------------|-------------|

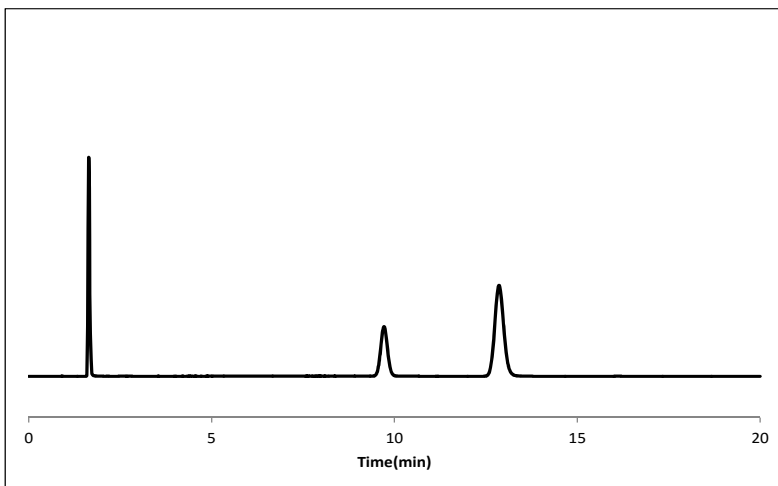
Chromatographic Results for Develosil ODS-UG-5

Separation Factor

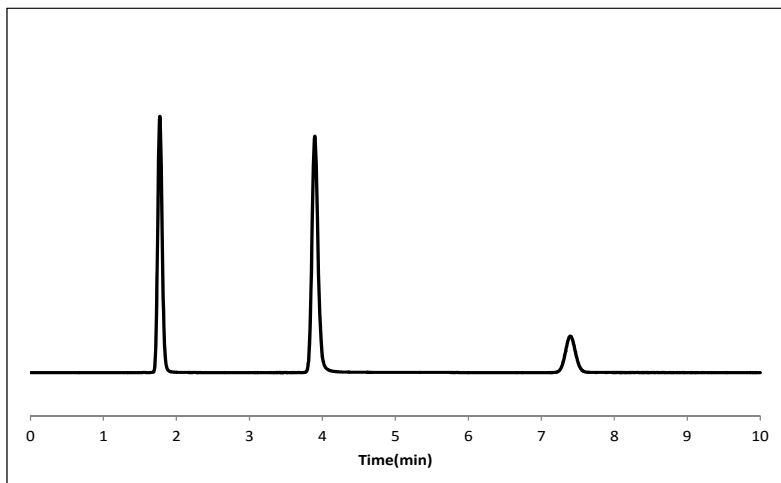
| | |
|-------------------------------------|-------------|
| α (Caffeine/Phenol) | 0.38 |
| α (Toluene/Benzene) | 1.71 |
| α (Methyl benzoate/Toluene) | 0.43 |
| α (Triphenylene/o-Terphenyl) | 1.39 |
| α (Pyridine/Phenol) | 0.38 |
| α (Oxine-Copper/Caffeine) | 0.16 |



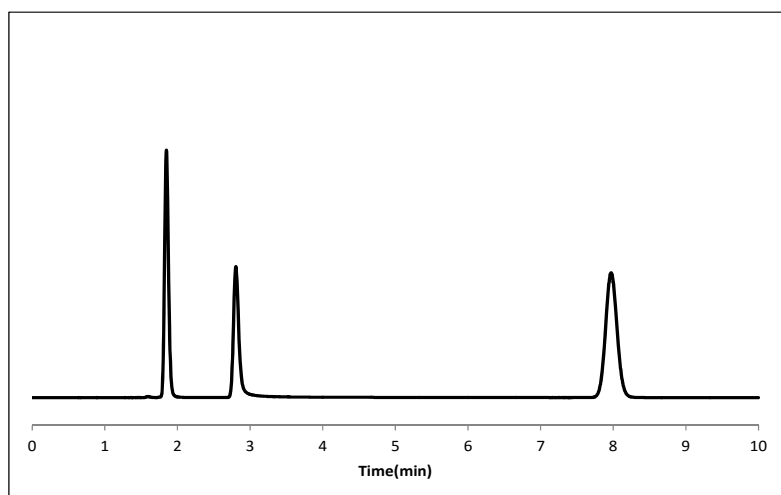
Column size :150x4.6mm I.D.
 Mobile Phase :CH₃OH/Water(70/30)
 Flow rate :1.0ml/min
 Detection :UV 254nm
 Temperature :40°C
 Sample 1:Uracil
 2:Caffeine
 3:Phenol
 4:Methyl benzoate
 5:Benzene
 6:Toluene



Column size :150x4.6mm I.D.
 Mobile Phase :CH₃OH/Water(80/20)
 Flow rate :1.0ml/min
 Detection :UV 254nm
 Temperature :40°C
 Sample 1:Uracil
 2:o-Terphenyl
 3:Triphenylene



Column size :150x4.6mm I.D.
Mobile Phase :CH₃OH/Buffer(30/70)
Flow rate :1.0ml/min
Detection :UV 254nm
Temperature :40°C
Sample 1:Uracil
2:Pyridine
3:Phenol
Buffer: 25mM Ammonium Phosphate (pH7.0)



Column size :150x4.6mm I.D.
Mobile Phase :CH₃OH/Buffer(20/80)
Flow rate :1.0ml/min
Detection :UV 254nm
Temperature :40°C
Sample 1:Uracil
2:Oxine-Copper
3:Caffeine
Buffer: 25mM Ammonium Phosphate (pH2.0)