

<< Develosil Column >>

TEST REPORT

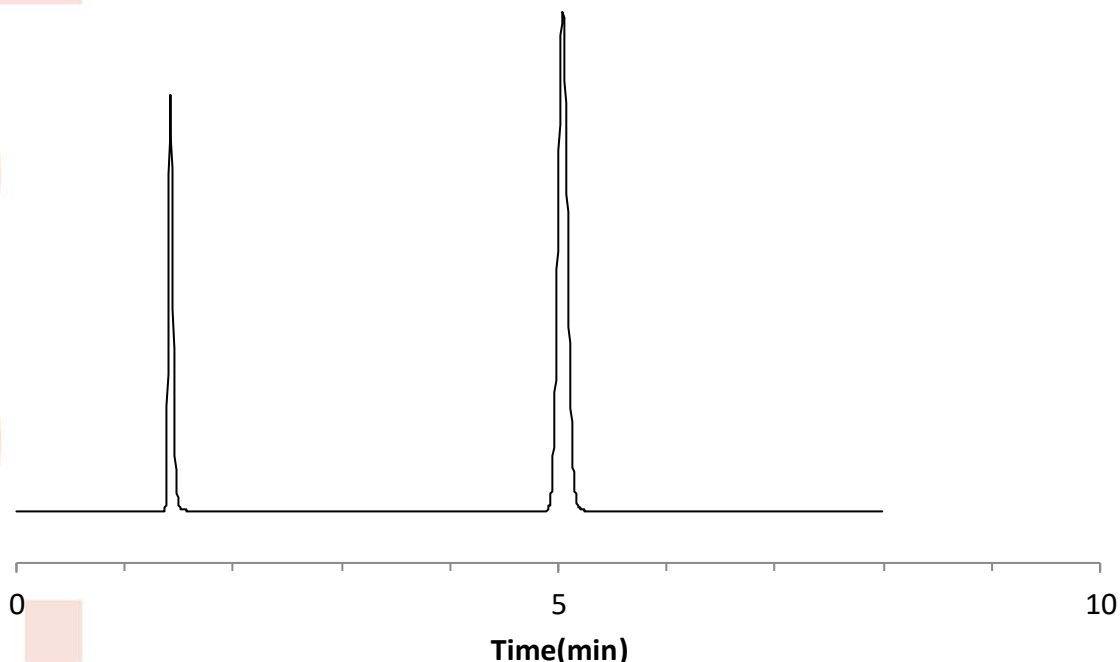
| | | | | |
|------------------|----------------|-------------------|-----------|--------|
| Packings | Develosil | ODS-UG, 5 μ m | Batch No. | 301018 |
| Column size | Inner diameter | 4.6 mm | Length | 150 mm |
| End fitting type | NW | | | |
| Mfg. No. | 17051989C-LM | | | |

Operating conditions

| | | |
|--------------|---|--------------------------|
| Mobile phase | : | Acetonitrile:water=70:30 |
| Flow rate | : | 1.0 mL/min |
| Column temp. | : | 30 $^{\circ}$ C |
| Pressure | : | 4.4 MPa |
| Detection | : | UV 254 nm |

Sample (Order of elution)

| | |
|---|-------------|
| 1 | Uracil |
| 2 | Naphthalene |



| | | |
|-------------------|---------------------------|---------------------------------------|
| Theoretical plate | (Last peak) | $5.54 \times (t_R/W_{0.5})^2 = 14631$ |
| Asymmetry factor | (10% Height of Last peak) | = 1.04 |

Mobile phase at shipment: Acetonitrile:water=70:30

Certificate of Analysis

Develosil ODS-UG, 5um

Batch # 301018

Analytical Results for Develosil ODS-UG, 5um

| Analysis of Unbonded Silica Gel | Result |
|--|--------|
| Median Particle Size [μm] | 5.16 |
| Surface Area [m^2/g] | 300 |
| Pore Volume [ml/g] | 1.07 |
| Median Pore Diameter [nm] | 12.1 |

※Median Particle Size was measured using Coulter Multisizer III, and Surface Area, Pore Volume and Median Pore Diameter were measured using Coulter SA3100.

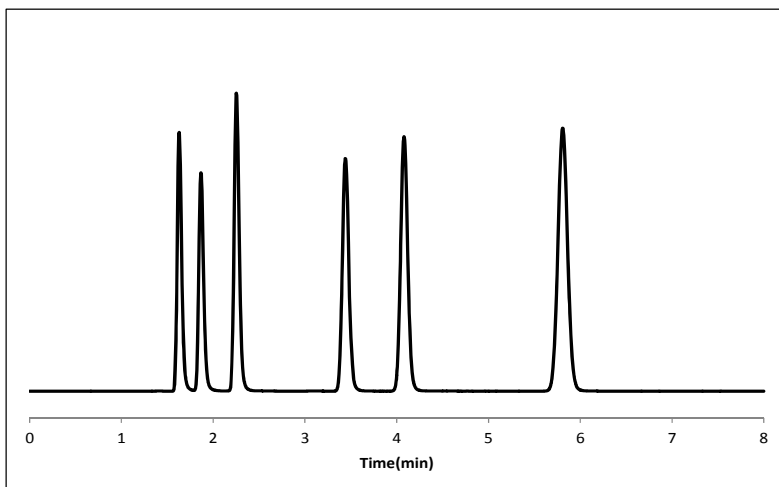
Analysis of Develosil ODS-UG, 5um

| | |
|------------------|------|
| Total carbon [%] | 18.1 |
|------------------|------|

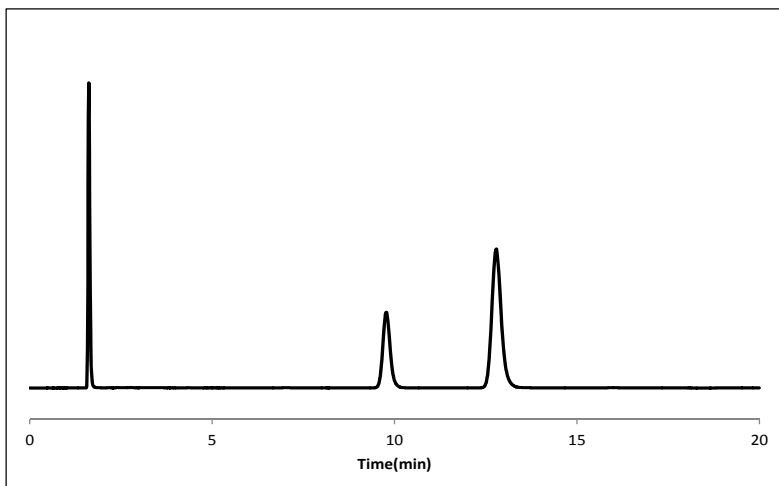
Chromatographic Results for Develosil ODS-UG, 5um

Separation Factor

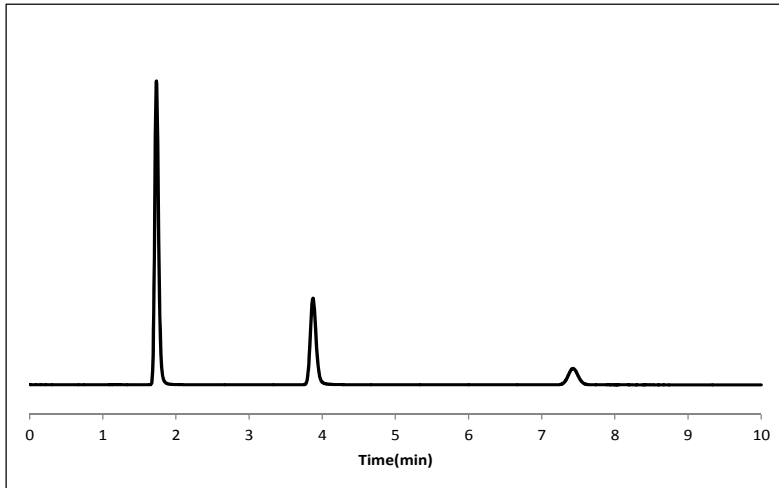
| | |
|-------------------------------------|------|
| α (Caffeine/Phenol) | 0.39 |
| α (Toluene/Benzene) | 1.71 |
| α (Methyl benzoate/Toluene) | 0.43 |
| α (Triphenylene/o-Terphenyl) | 1.37 |
| α (Pyridine/Phenol) | 0.38 |
| α (Oxine-Copper/Caffeine) | 0.15 |



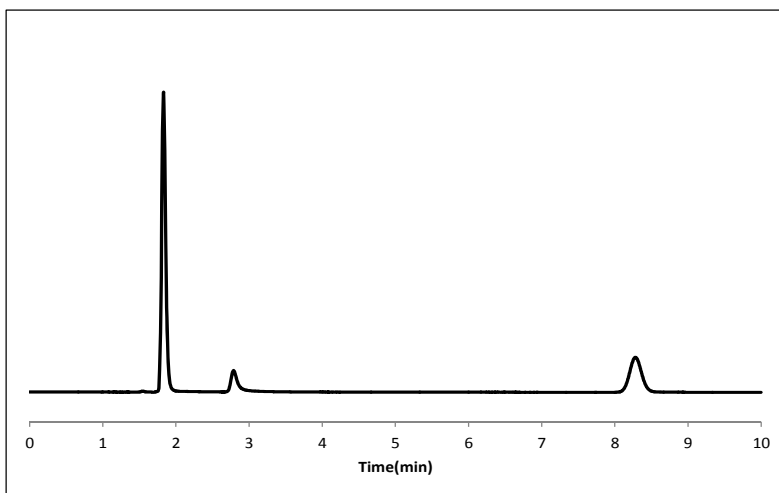
Column size :150x4.6mm I.D.
 Mobile Phase :CH₃OH/Water(70/30)
 Flow rate :1.0ml/min
 Detection :UV 254nm
 Temperature :40°C
 Sample 1:Uracil
 2:Caffeine
 3:Phenol
 4:Methyl benzoate
 5:Benzene
 6:Toluene



Column size :150x4.6mm I.D.
 Mobile Phase :CH₃OH/Water(80/20)
 Flow rate :1.0ml/min
 Detection :UV 254nm
 Temperature :40°C
 Sample 1:Uracil
 2:o-Terphenyl
 3:Triphenylene



Column size :150x4.6mm I.D.
Mobile Phase :CH₃OH/Buffer(30/70)
Flow rate :1.0ml/min
Detection :UV 254nm
Temperature :40°C
Sample 1:Uracil
2:Pyridine
3:Phenol
Buffer: 25mM Ammonium Phosphate (pH7.0)



Column size :150x4.6mm I.D.
Mobile Phase :CH₃OH/Buffer(20/80)
Flow rate :1.0ml/min
Detection :UV 254nm
Temperature :40°C
Sample 1:Uracil
2:Oxine-Copper
3:Caffeine
Buffer: 25mM Ammonium Phosphate (pH2.0)