

<< Develosil Column >>

TEST REPORT

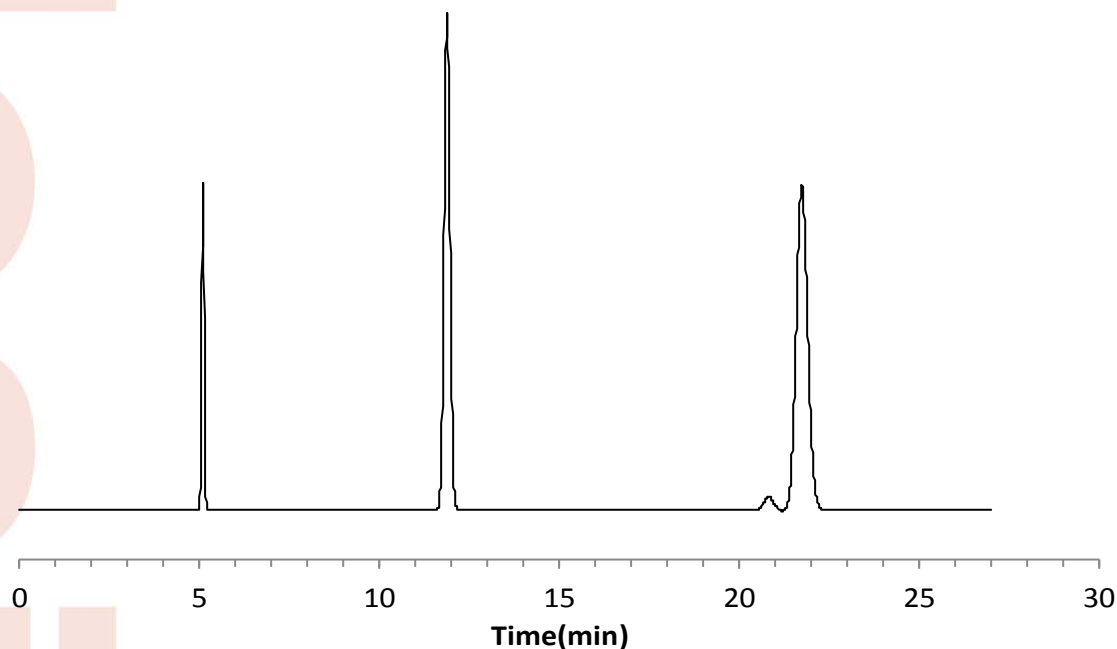
Packings	Develosil	RPAQUEOUS-AR, 5 μm	Batch No.	050314
Column size	Inner diameter	4.6 mm	Length	250 mm
End fitting type	NW			
Mfg. No.	05091862-OK			

Operating conditions

Mobile phase	:	Acetonitrile:water=70:30
Flow rate	:	1.0 mL/min
Column temp.	:	30 °C
Pressure	:	6.1 MPa
Detection	:	UV 254 nm

Sample (Order of elution)

- 1 Benzene
- 2 Fluorene
- 3 Pyrene



Theoretical plate	(2nd peak)	$5.54 \times (tr/W_{0.5})^2 = 23515$
Asymmetry factor	(10% Height of 2nd peak)	= 1.01

Mobile phase at shipment: Acetonitrile:water=70:30

Certificate of Analysis

Develosil RPAQUEOUS-AR-5

Batch # 050314

Analytical Results for Develosil RPAQUEOUS-AR-5

Analysis of Unbonded Silica Gel	Result
Median Particle Size [μm]	5.17
Surface Area [m^2/g]	298
Pore Volume [ml/g]	1.11
Median Pore Diameter [nm]	14.2

※Median Particle Size was measured using Coulter Multisizer III, and Surface Area, Pore Volume and Median Pore Diameter were measured using Coulter SA3100.

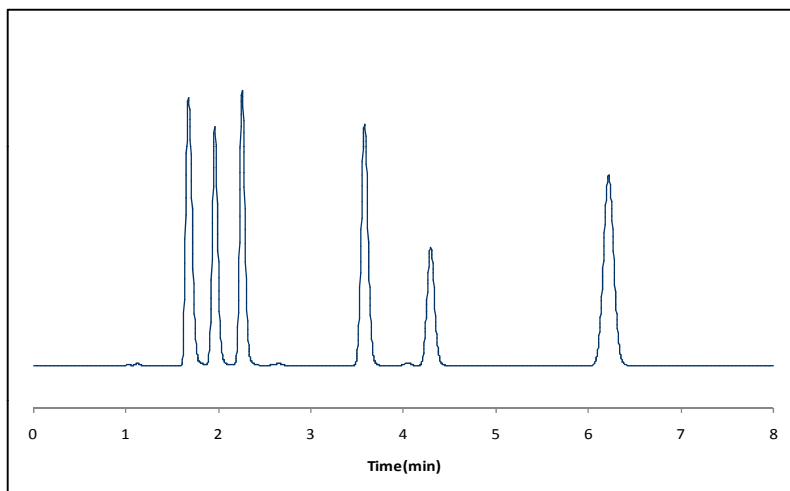
Analysis of Develosil RPAQUEOUS-AR-5

Total carbon [%]	18.12
------------------	-------

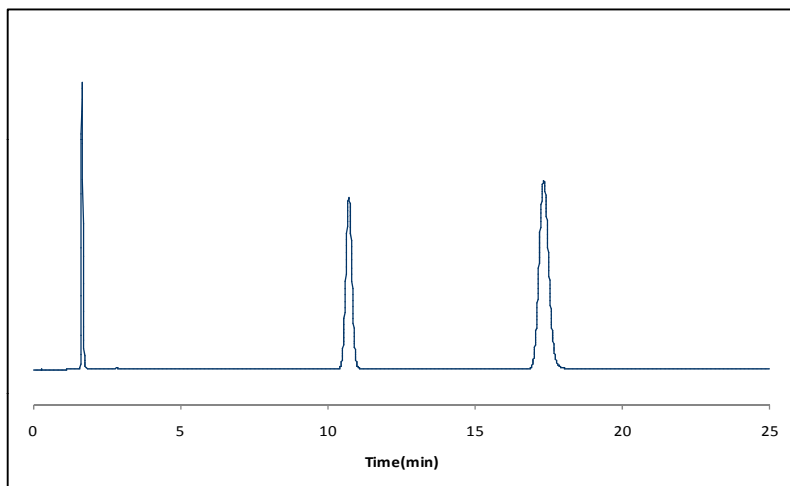
Chromatographic Results for Develosil RPAQUEOUS-AR-5

Separation Factor

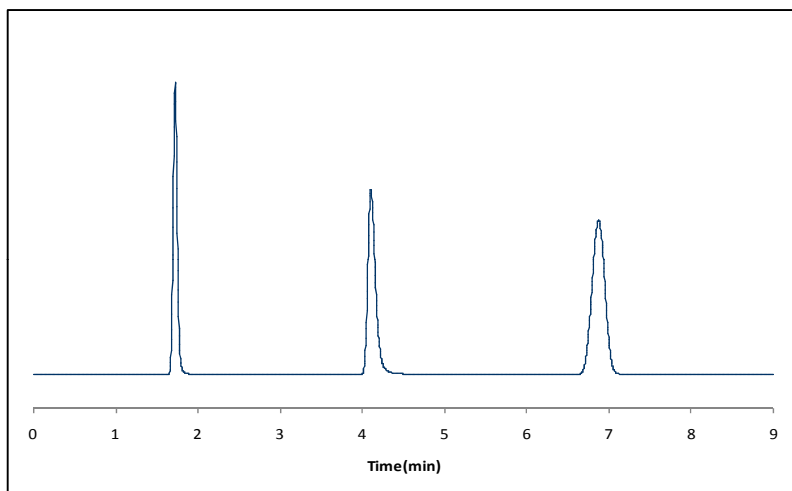
α (Caffeine/Phenol)	0.46
α (Toluene/Benzene)	1.73
α (Methyl benzoate/Toluene)	0.41
α (Triphenylene/O-Terphenyl)	1.68
α (Pyridine/Phenol)	0.42
α (Oxine-Copper/Caffeine)	0.13
α (Formic acid/Acetic acid)	0.26



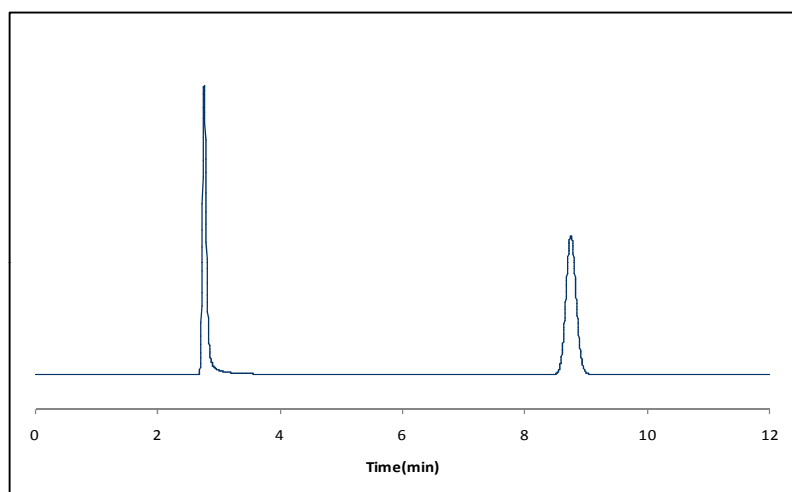
Column size :150x4.6mm I.D.
 Mobile Phase :CH₃OH/Water(70/30)
 Flow rate :1.0ml/min
 Detection :UV 254nm
 Temperature :40°C
 Sample 1:Uracil
 2:Caffeine
 3:Phenol
 4:Methyl benzoate
 5:Benzene
 6:Toluene



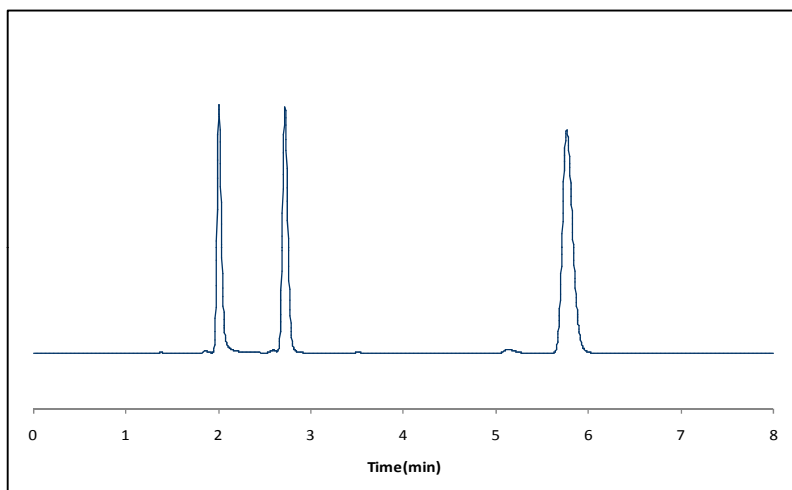
Column size :150x4.6mm I.D.
 Mobile Phase :CH₃OH/Water(80/20)
 Flow rate :1.0ml/min
 Detection :UV 254nm
 Temperature :40°C
 Sample 1:Uracil
 2:o-Terphenyl
 3:Triphenylene



Column size :150x4.6mm I.D.
 Mobile Phase :CH₃OH/Water(30/70)
 Flow rate :1.0ml/min
 Detection :UV 254nm
 Temperature :40°C
 Sample 1:Uracil
 2:Pyridine
 3:Phenol



Column size :150x4.6mm I.D.
 Mobile Phase :CH₃CN/0.2% H₃PO₄(10/90)
 Flow rate :1.0ml/min
 Detection :UV 254nm
 Temperature :40°C
 Sample 1:Oxine-Copper
 2:Caffeine



Column size :150x4.6mm I.D.
 Mobile Phase :CH₃CN/0.2% H₃PO₄(2/98)
 Flow rate :1.0ml/min
 Detection :UV 210nm
 Temperature :40°C
 Sample 1:Formic acid
 2:Acetic acid
 3:Propionic acid