

## &lt;&lt; Develosil Column &gt;&gt;

## TEST REPORT

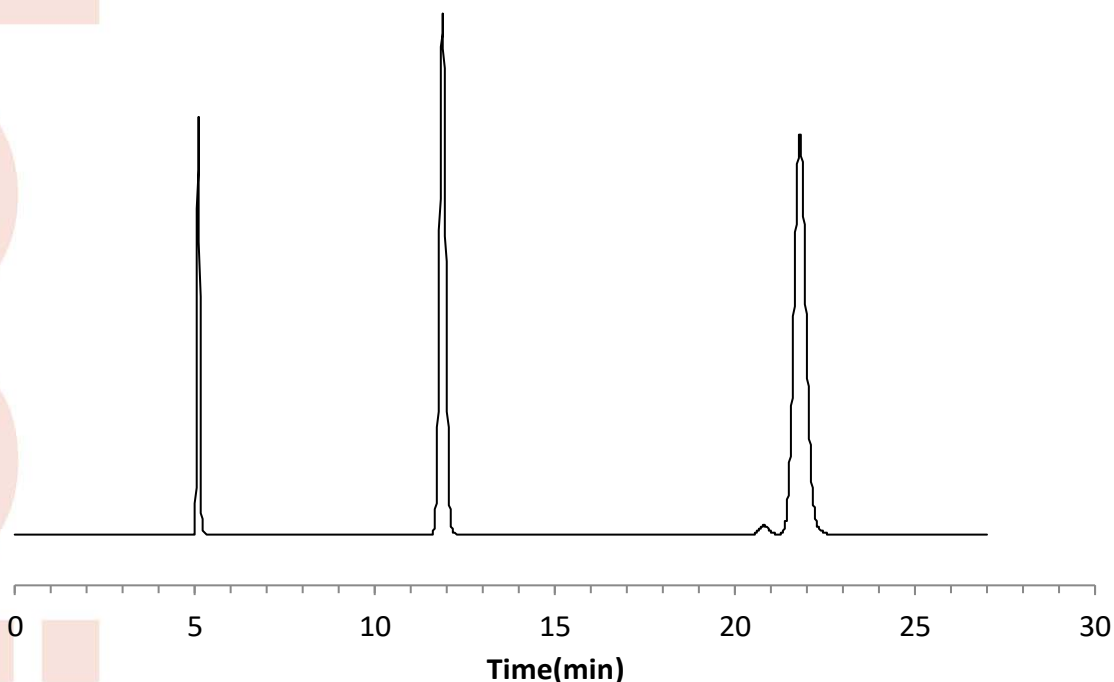
Packings	Develosil	RPAQUEOUS	Batch No.	030718
Column size	Inner diameter	4.6mm	Length	250 mm
End fitting type	NW			
Mfg. No.	14121889-BH			

## Operating conditions

Mobile phase	:	Acetonitrile:water=70:30
Flow rate	:	1.0 mL/min
Column temp.	:	30 °C
Pressure	:	6.2 MPa
Detection	:	UV 254 nm

## Sample (Order of elution)

- 1 Benzene
- 2 Fluorene
- 3 Pyrene



Theoretical plate	(2nd peak)	$5.54 \times (t_R/W_{0.5})^2 = 22470$
Asymmetry factor	(10% Height of 2nd peak)	= 1.01
Mobile phase at shipment:	Acetonitrile:water=70:30	

# Certificate of Analysis

Develosil RPAQUEOUS

Batch # 030718

## Analytical Results for Develosil RPAQUEOUS

Analysis of Unbonded Silica Gel	Result
Median Particle Size [ $\mu\text{m}$ ]	5.09
Surface Area [ $\text{m}^2/\text{g}$ ]	303
Pore Volume [ $\text{ml}/\text{g}$ ]	1.07
Median Pore Diameter [ $\text{nm}$ ]	12.6

※Median Particle Size was measured using Coulter Multisizer III, and Surface Area, Pore Volume and Median Pore Diameter were measured using Coulter SA3100.

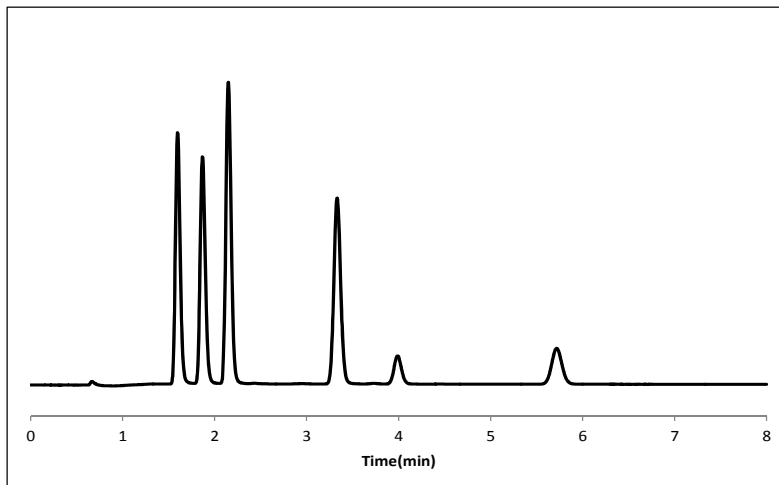
## Analysis of Develosil RPAQUEOUS

Total carbon [%]	18.0
------------------	------

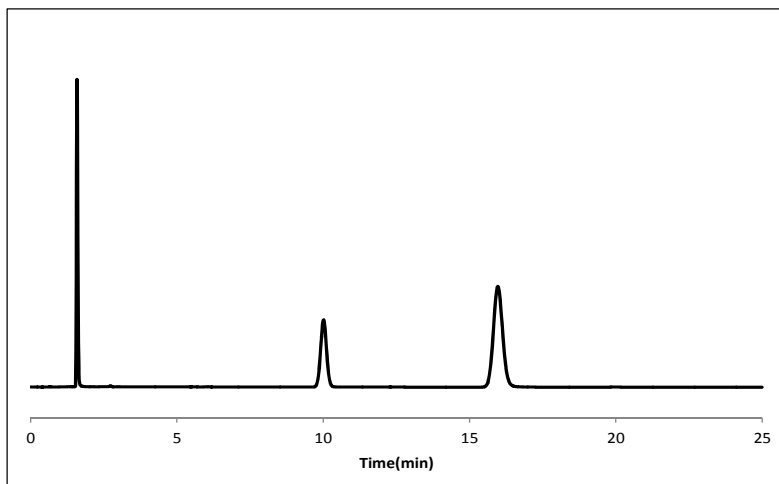
## Chromatographic Results for Develosil RPAQUEOUS

### Separation Factor

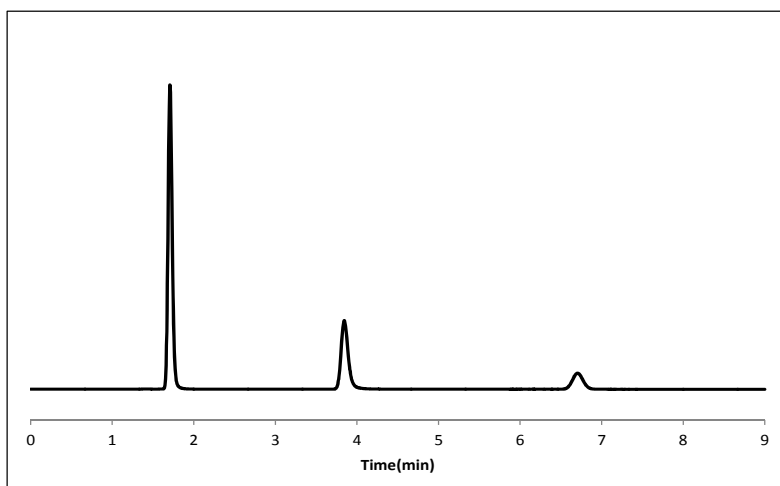
$\alpha$ (Caffeine/Phenol)	0.49
$\alpha$ (Toluene/Benzene)	1.72
$\alpha$ (Methyl benzoate/Toluene)	0.42
$\alpha$ (Triphenylene/o-Terphenyl)	1.71
$\alpha$ (Pyridine/Phenol)	0.43
$\alpha$ (Oxine-Copper/Caffeine)	0.13



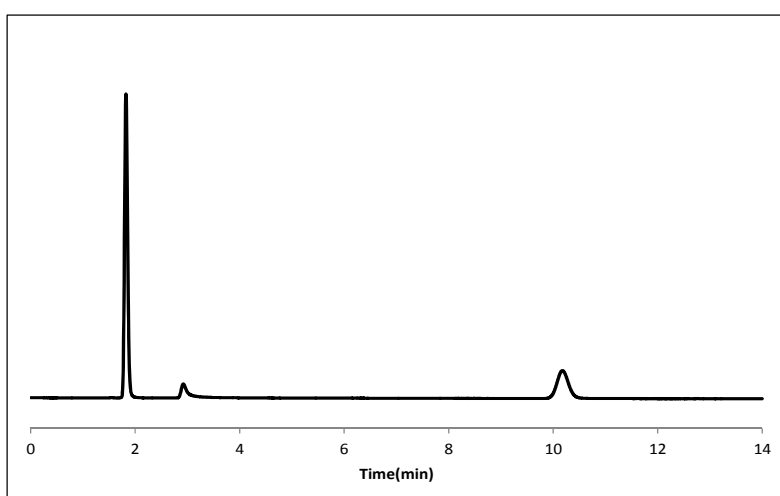
Column size :150x4.6mm I.D.  
 Mobile Phase :CH<sub>3</sub>OH/Water(70/30)  
 Flow rate :1.0ml/min  
 Detection :UV 254nm  
 Temperature :40°C  
 Sample 1:Uracil  
 2:Caffeine  
 3:Phenol  
 4:Methyl benzoate  
 5:Benzene  
 6:Toluene



Column size :150x4.6mm I.D.  
 Mobile Phase :CH<sub>3</sub>OH/Water(80/20)  
 Flow rate :1.0ml/min  
 Detection :UV 254nm  
 Temperature :40°C  
 Sample 1:Uracil  
 2:o-Terphenyl  
 3:Triphenylene



Column size :150x4.6mm I.D.  
Mobile Phase :CH<sub>3</sub>OH/Buffer(30/70)  
Flow rate :1.0ml/min  
Detection :UV 254nm  
Temperature :40°C  
Sample 1:Uracil  
2:Pyridine  
3:Phenol  
Buffer: 25mM Ammonium Phosphate (pH7.0)



Column size :150x4.6mm I.D.  
Mobile Phase :CH<sub>3</sub>OH/Buffer(20/80)  
Flow rate :1.0ml/min  
Detection :UV 254nm  
Temperature :40°C  
Sample 1:Uracil  
2:Oxine-Copper  
3:Caffeine  
Buffer: 25mM Ammonium Phosphate (pH2.0)