

# << Develosil Column >>

## TEST REPORT

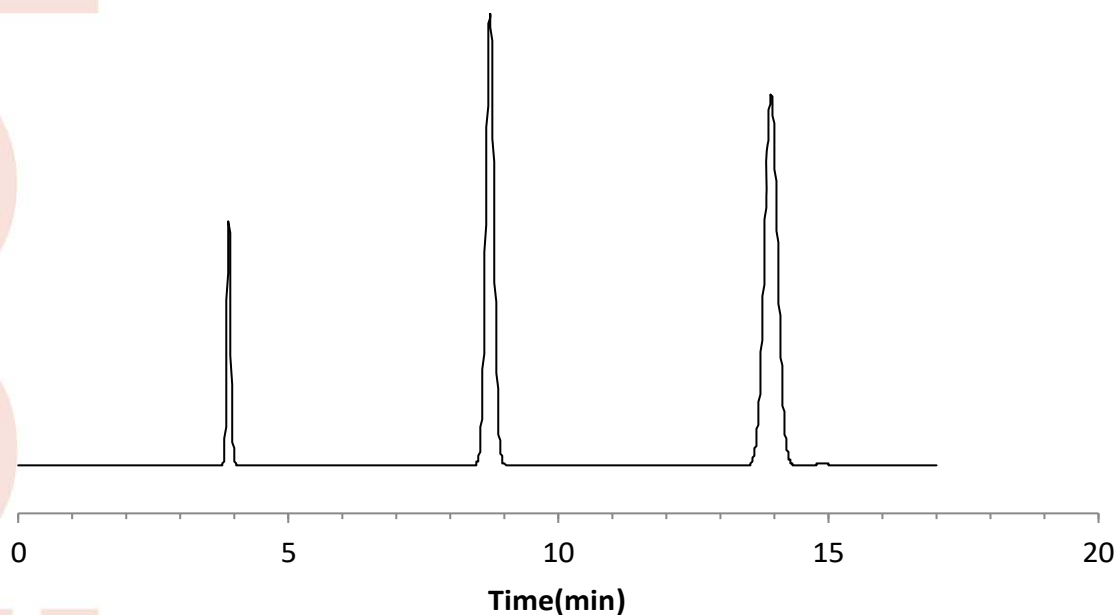
Packings	Develosil	ODS-MG, 5 $\mu$ m	Batch No.	170516
Column size	Inner diameter	4.6 mm	Length	150 mm
End fitting type	NW			
Mfg. No.	23051864-NR			

### Operating conditions

Mobile phase	:	Acetonitrile:water=70:30
Flow rate	:	1.0 mL/min
Column temp.	:	30 $^{\circ}$ C
Pressure	:	4.2 MPa
Detection	:	UV 254 nm

### Sample (Order of elution)

- 1 Benzene
- 2 Fluorene
- 3 Pyrene



Theoretical plate	(Last peak)	$5.54 \times (t_R/W_{0.5})^2 = 14040$
Asymmetry factor	(10% Height of Last peak)	= 1.01

Mobile phase at shipment: Acetonitrile:water=70:30

# Certificate of Analysis

Develosil ODS-MG-5

Batch # 170516

## Analytical Results for Develosil ODS-MG-5

Analysis of Unbonded Silica Gel	Result
Median Particle Size [ $\mu\text{m}$ ]	<b>4.97</b>
Surface Area [ $\text{m}^2/\text{g}$ ]	<b>424</b>
Pore Volume [ $\text{ml}/\text{g}$ ]	<b>1.09</b>
Median Pore Diameter [ $\text{nm}$ ]	<b>9.43</b>

※Median Particle Size was measured using Coulter Multisizer III, and Surface Area, Pore Volume and Median Pore Diameter were measured using Coulter SA3100.

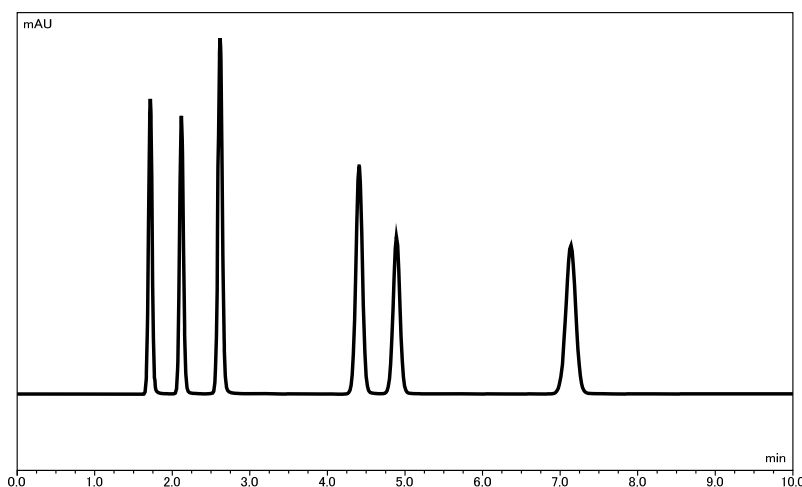
## Analysis of Develosil ODS-MG-5

Total carbon [%]	<b>14.7</b>
------------------	-------------

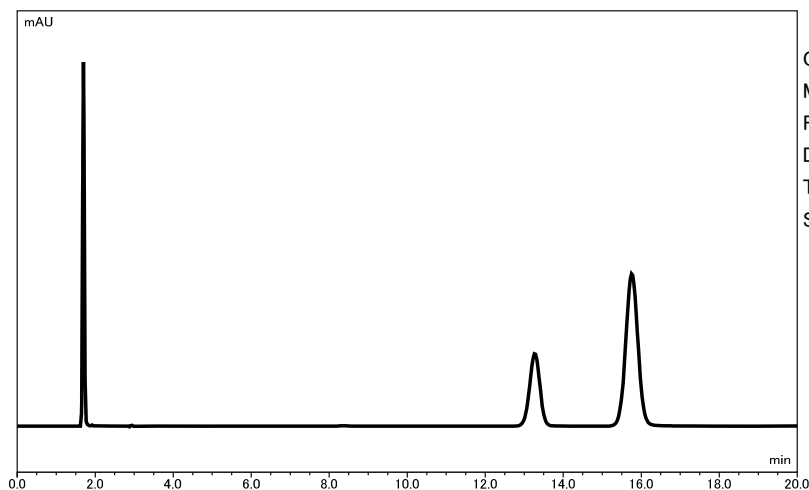
## Chromatographic Results for Develosil ODS-MG-5

### Separation Factor

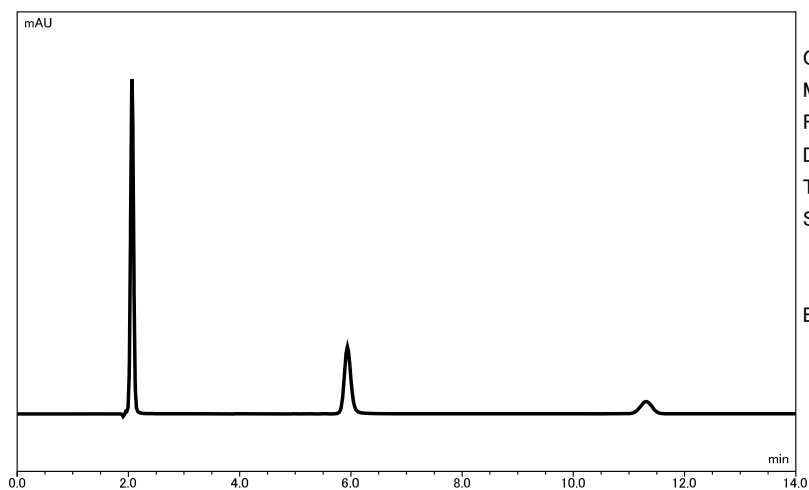
$\alpha$ (Caffeine/Phenol)	<b>0.44</b>
$\alpha$ (Toluene/Benzene)	<b>1.71</b>
$\alpha$ (Methyl benzoate/Toluene)	<b>0.50</b>
$\alpha$ (Triphenylene/ <i>o</i> -Terphenyl)	<b>1.22</b>
$\alpha$ (Pyridine/Phenol)	<b>0.42</b>
$\alpha$ (Oxine-Copper/Caffeine)	<b>0.12</b>



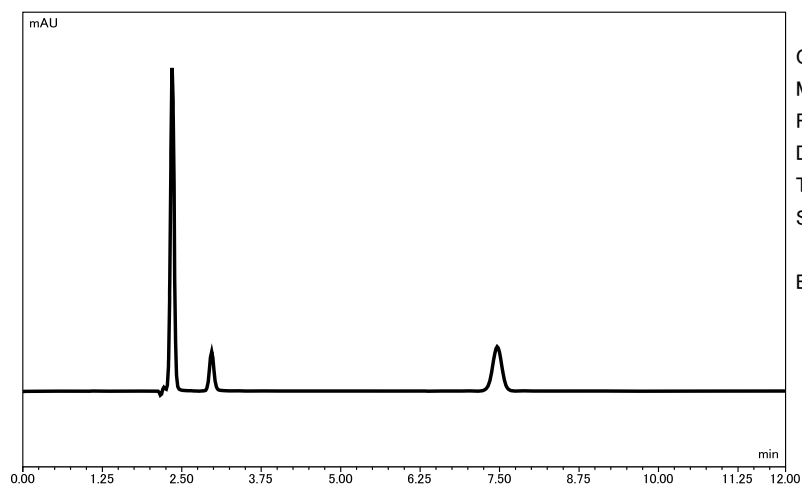
Column size :150x4.6mm I.D.  
 Mobile Phase :CH<sub>3</sub>OH/Water(70/30)  
 Flow rate :1.0ml/min  
 Detection :UV 254nm  
 Temperature :40°C  
 Sample 1:Uracil  
 2:Caffeine  
 3:Phenol  
 4:Methyl benzoate  
 5:Benzene  
 6:Toluene



Column size :150x4.6mm I.D.  
 Mobile Phase :CH<sub>3</sub>OH/Water(80/20)  
 Flow rate :1.0ml/min  
 Detection :UV 254nm  
 Temperature :40°C  
 Sample 1:Uracil  
 2:*o*-Terphenylene  
 3:Triphenylene



Column size :150x4.6mm I.D.  
 Mobile Phase :CH<sub>3</sub>OH/Buffer(30/70)  
 Flow rate :1.0ml/min  
 Detection :UV 254nm  
 Temperature :40°C  
 Sample 1:Uracil  
 2:Pyridine  
 3:Phenol  
 Buffer:25mM Ammonium Phosphate (pH7.0)



Column size :150x4.6mm I.D.  
 Mobile Phase :CH<sub>3</sub>OH/Buffer(20/80)  
 Flow rate :1.0ml/min  
 Detection :UV 254nm  
 Temperature :40°C  
 Sample 1:Oxine-Copper  
 2:Caffeine  
 Buffer:25mM Ammonium Phosphate (pH2.0)