

<< Develosil Column >>

TEST REPORT

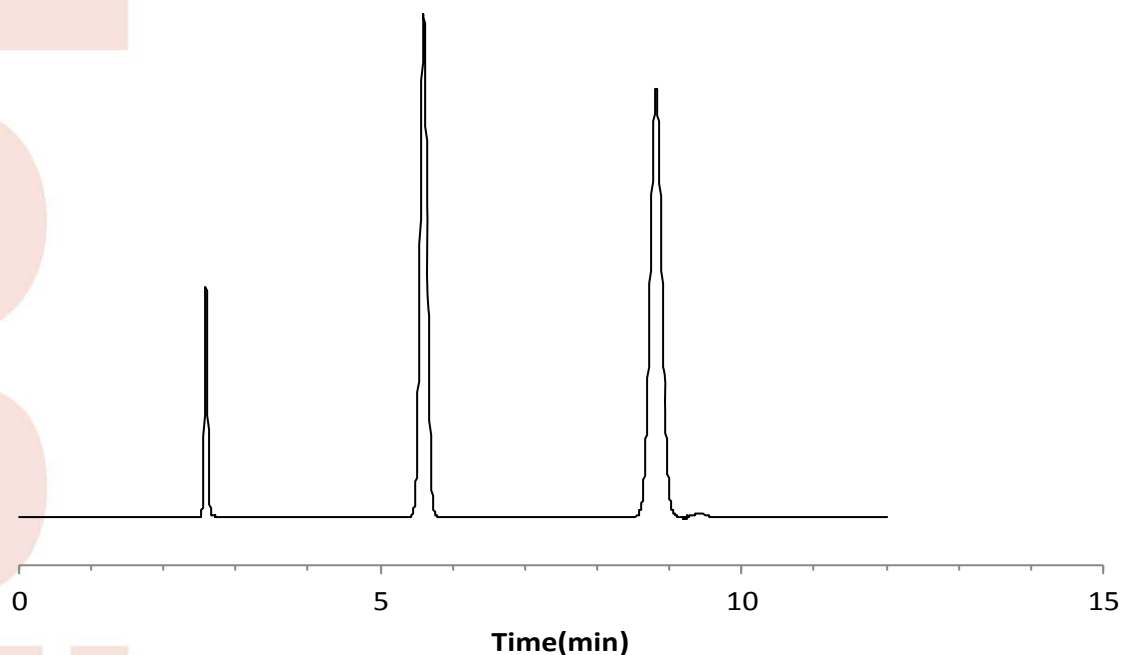
Packings	Develosil	ODS-MG, 3 μ m	Batch No.	190615
Column size	Inner diameter	4.6 mm	Length	100 mm
End fitting type	NW			
Mfg. No.	19031986-KS			

Operating conditions

Mobile phase	: Acetonitrile:water=70:30		
Flow rate	:	1.0	mL/min
Column temp.	:	30	°C
Pressure	:	5.5	MPa
Detection	:	UV 254	nm

Sample (Order of elution)

- 1 Benzene
- 2 Fluorene
- 3 Pyrene



Theoretical plate (Last peak) $5.54 \times (t_R/W_{0.5})^2 = 13510$
 Asymmetry factor (10% Height of Last peak) = 1.01

Mobile phase at shipment: Acetonitrile:water=70:30

Certificate of Analysis

Develosil ODS-MG-3

Batch # 190615

Analytical Results for Develosil ODS-MG-3

Analysis of Unbonded Silica Gel	Result
Median Particle Size [μm]	3.20
Surface Area [m^2/g]	452
Pore Volume [ml/g]	1.18
Median Pore Diameter [nm]	9.57

※Median Particle Size was measured using Coulter Multisizer III, and Surface Area, Pore Volume and Median Pore Diameter were measured using Coulter SA3100.

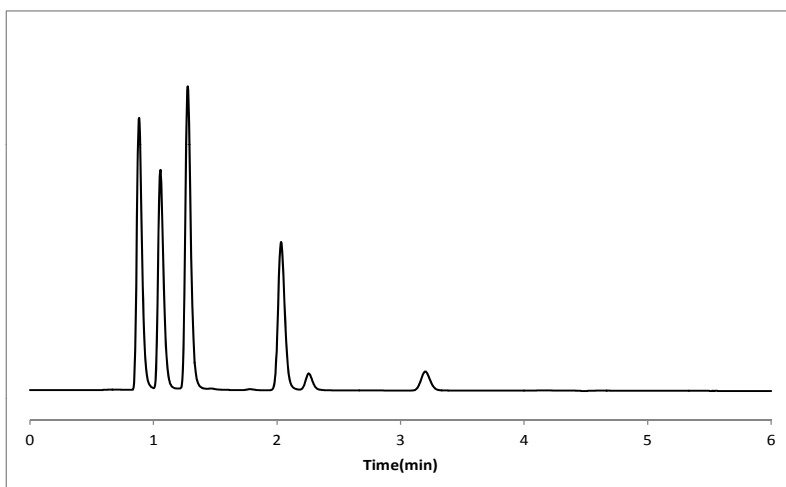
Analysis of Develosil ODS-MG-3

Total carbon [%]	15.3
------------------	-------------

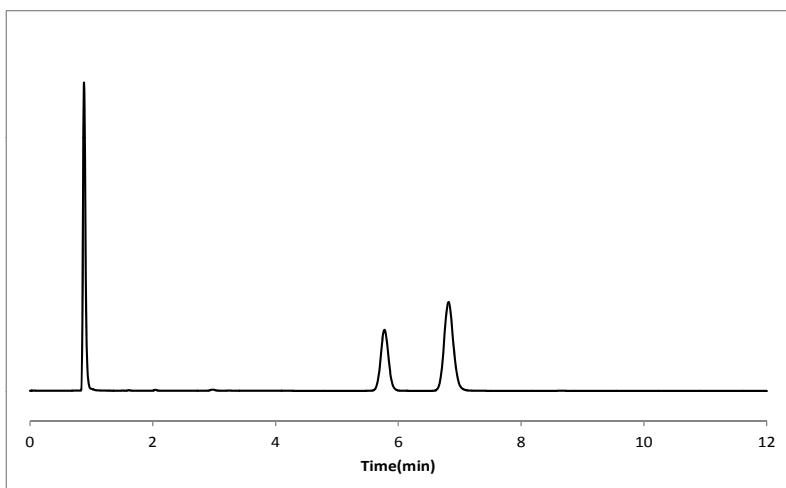
Chromatographic Results for Develosil ODS-MG-3

Separation Factor

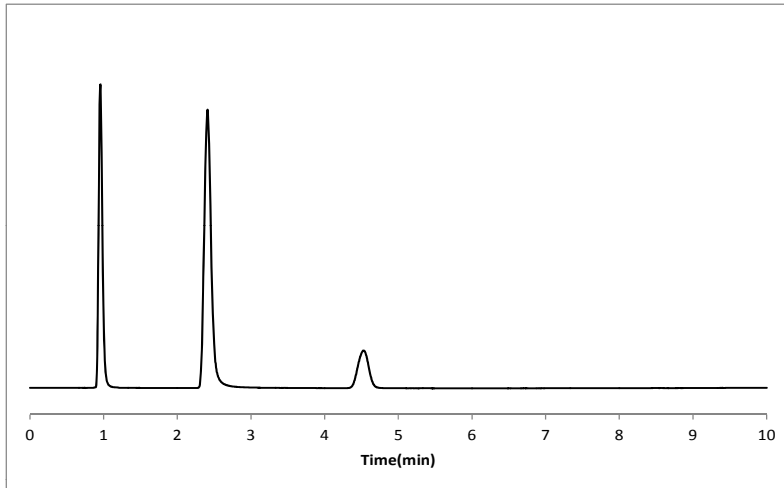
α (Caffeine/Phenol)	0.45
α (Toluene/Benzene)	1.68
α (Methyl benzoate/Toluene)	0.50
α (Triphenylene/ <i>o</i> -Terphenyl)	1.21
α (Pyridine/Phenol)	0.41
α (Oxine-Copper/Caffeine)	0.09
α (Formic acid/Acetic acid)	0.26



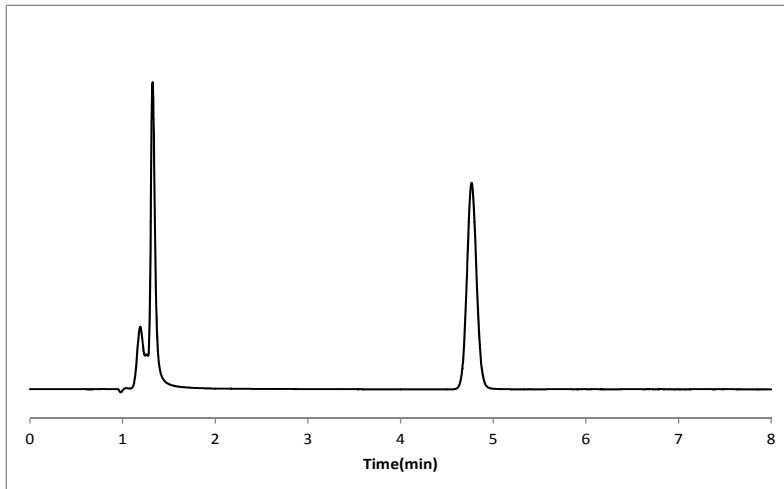
Column size :75x4.6mm I.D.
 Mobile Phase :CH₃OH/Water(70/30)
 Flow rate :1.0ml/min
 Detection :UV 254nm
 Temperature :40°C
 Sample
 1:Uracil
 2:Caffeine
 3:Phenol
 4:Methyl benzoate
 5:Benzene
 6:Toluene



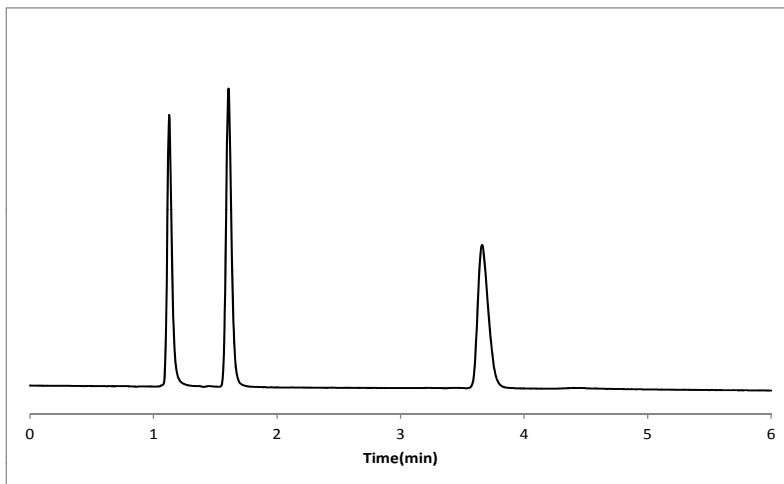
Column size :75x4.6mm I.D.
 Mobile Phase :CH₃OH/Water(80/20)
 Flow rate :1.0ml/min
 Detection :UV 254nm
 Temperature :40°C
 Sample
 1:Uracil
 2:*o*-Terphenylen
 3:Triphenylene



Column size :75x4.6mm I.D.
 Mobile Phase :CH₃OH/Water(30/70)
 Flow rate :1.0ml/min
 Detection :UV 254nm
 Temperature :40°C
 Sample 1:Uracil
 2:Pyridine
 3:Phenol



Column size :75x4.6mm I.D.
 Mobile Phase :CH₃CN/0.2%H₃PO₄(10/90)
 Flow rate :1.0ml/min
 Detection :UV 254nm
 Temperature :40°C
 Sample 1:Oxine-Copper
 2:Caffeine



Column size :75x4.6mm I.D.
 Mobile Phase :CH₃CN/0.2%H₃PO₄(2/98)
 Flow rate :1.0ml/min
 Detection :UV 210nm
 Temperature :40°C
 Sample 1:Formic acid
 2:Acetic acid
 3:Propionic acid