

# << Develosil Column >>

## TEST REPORT

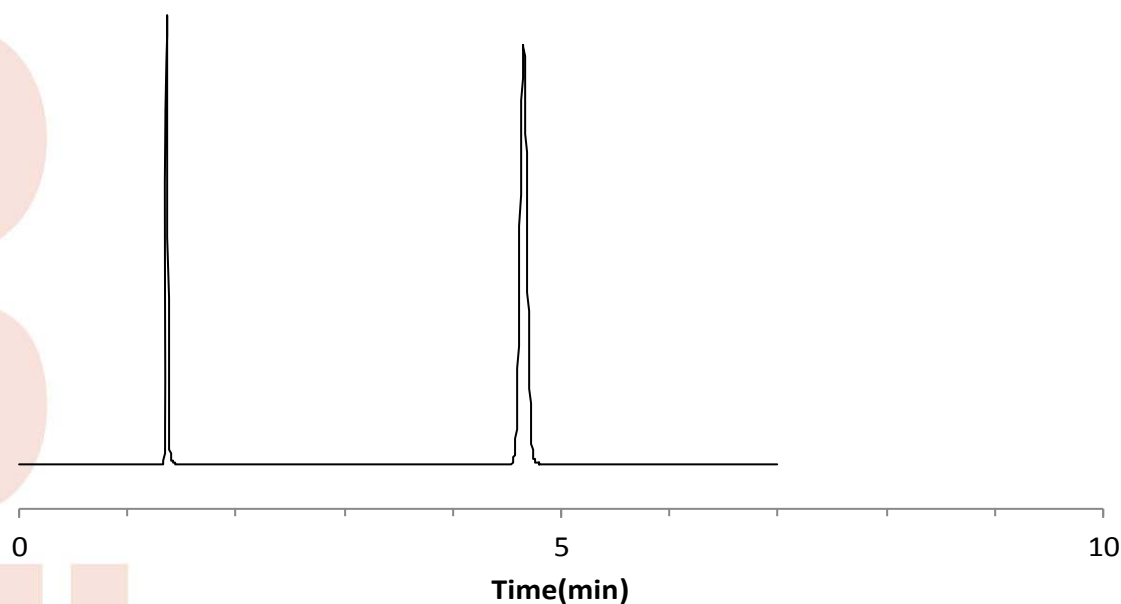
Packings	Develosil	ODS-HG, 3 μm	Batch No.	240414
Column size	Inner diameter	4.6 mm	Length	150 mm
End fitting type	NW			
Mfg. No.	25032062C-UF			

### Operating conditions

Mobile phase	:	Acetonitrile:water=70:30
Flow rate	:	1.0 mL/min
Column temp.	:	30 °C
Pressure	:	9.3 MPa
Detection	:	UV 254 nm

### Sample (Order of elution)

1	Uracil
2	Naphthalene



Theoretical plate	(Last peak)	$5.54 \times (t_R/W_{0.5})^2 = 22522$
Asymmetry factor	(10% Height of Last peak)	= 0.99

Mobile phase at shipment: Acetonitrile:water=70:30

# Certificate of Analysis

Develosil ODS-HG-3

Batch # 240414

## Analytical Results for Develosil ODS-HG-3

Analysis of Unbonded Silica Gel

	Result
Median Particle Size [ $\mu\text{m}$ ]	3.35
Surface Area [ $\text{m}^2/\text{g}$ ]	304
Pore Volume [ $\text{ml}/\text{g}$ ]	1.10
Median Pore Diameter [ $\text{nm}$ ]	13.86

※Median Particle Size was measured using Coulter Multisizer III, and Surface Area, Pore Volume and Median Pore Diameter were measured using Coulter SA3100.

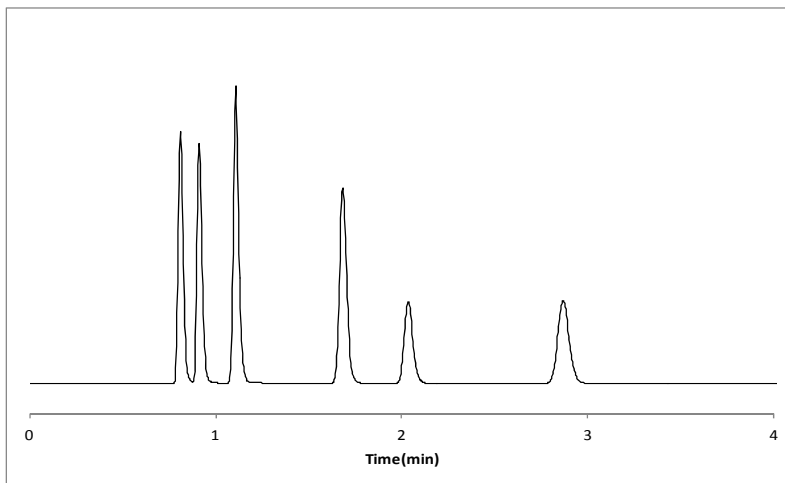
Analysis of Develosil ODS-HG-3

Total carbon [%]	17.97
------------------	-------

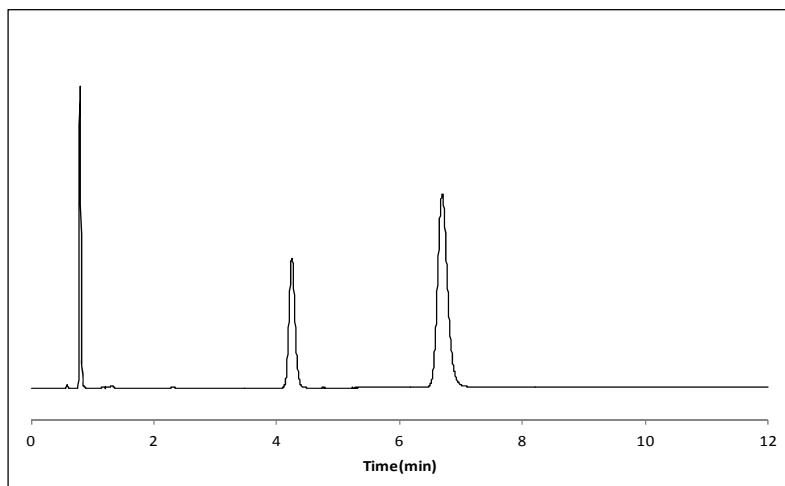
## Chromatographic Results for Develosil ODS-HG-3

Separation Factor

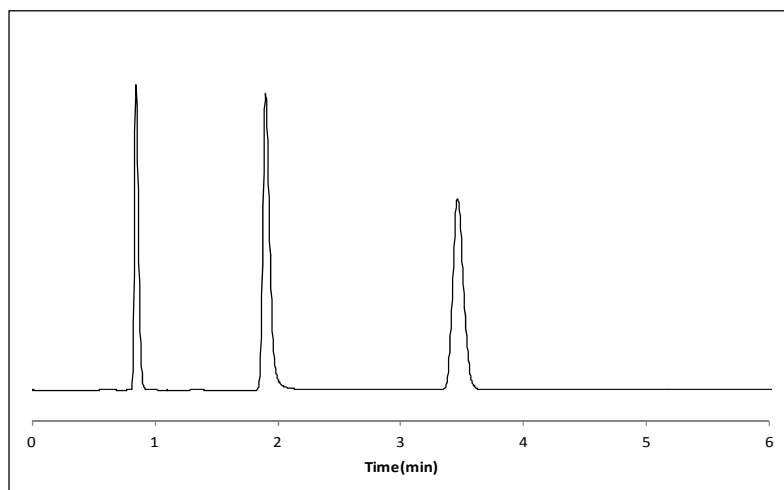
$\alpha$ (Caffeine/Phenol)	0.33
$\alpha$ (Toluene/Benzene)	1.69
$\alpha$ (Methyl benzoate/Toluene)	0.42
$\alpha$ (Triphenylene/o-Terphenyl)	1.60
$\alpha$ (Pyridine/Phenol)	0.39
$\alpha$ (Oxine-Copper/Caffeine)	0.18
$\alpha$ (Formic acid/Acetic acid)	0.25



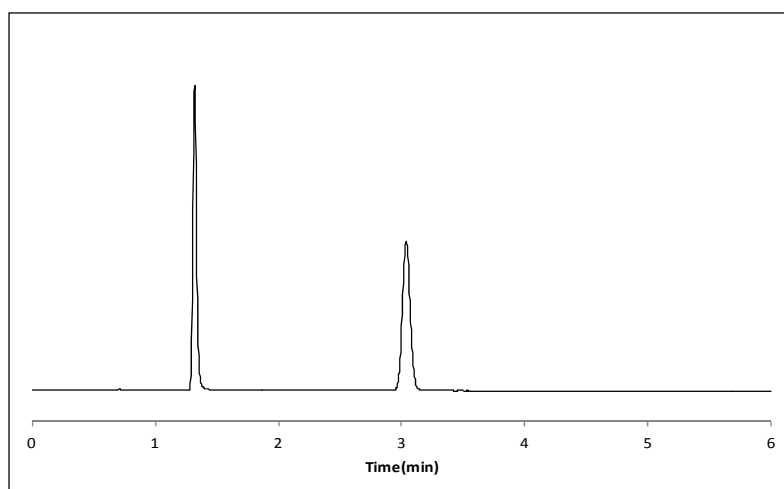
Column size :75x4.6mm I.D.  
 Mobile Phase :CH<sub>3</sub>OH/Water(70/30)  
 Flow rate :1.0ml/min  
 Detection :UV 254nm  
 Temperature :40°C  
 Sample 1:Uracil  
 2:Caffeine  
 3:Phenol  
 4:Methyl benzoate  
 5:Benzene  
 6:Toluene



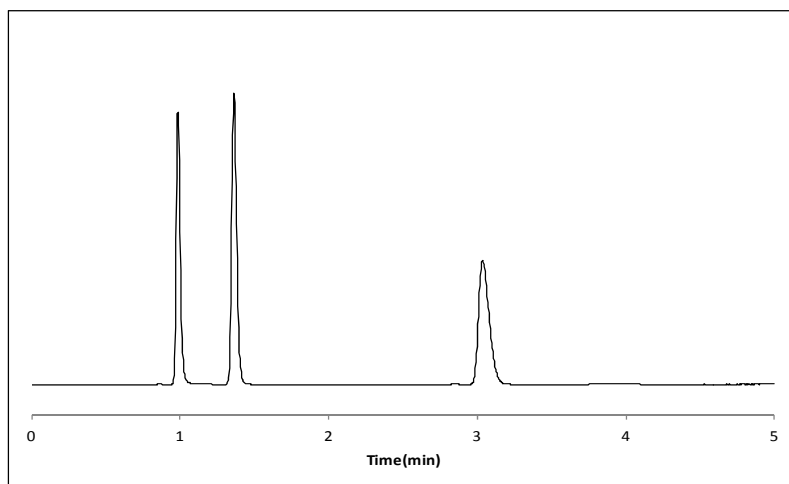
Column size :75x4.6mm I.D.  
 Mobile Phase :CH<sub>3</sub>OH/Water(80/20)  
 Flow rate :1.0ml/min  
 Detection :UV 254nm  
 Temperature :40°C  
 Sample 1:Uracil  
 2:o-Terphenyl  
 3:Triphenylene



Column size :75x4.6mm I.D.  
 Mobile Phase :CH<sub>3</sub>OH/Water(30/70)  
 Flow rate :1.0ml/min  
 Detection :UV 254nm  
 Temperature :40°C  
 Sample 1:Uracil  
 2:Pyridine  
 3:Phenol



Column size :75x4.6mm I.D.  
 Mobile Phase :CH<sub>3</sub>CN/0.2%H<sub>3</sub>PO<sub>4</sub>(10/90)  
 Flow rate :1.0ml/min  
 Detection :UV 254nm  
 Temperature :40°C  
 Sample 1:Oxine-Copper  
 2:Caffeine



Column size :75x4.6mm I.D.  
 Mobile Phase :CH<sub>3</sub>CN/0.2%H<sub>3</sub>PO<sub>4</sub>(2/98)  
 Flow rate :1.0ml/min  
 Detection :UV 210nm  
 Temperature :40°C  
 Sample 1:Formic acid  
 2:Acetic acid  
 3:Propionic acid